



Washington
State Department of
Agriculture



OVERVIEW OF WASHINGTON AGRICULTURE

Derek I. Sandison, Director

Washington State Water Resources Association
November 2023

About Washington Farms

35,500

Total number of farms.
About 95% family-owned.



300+

Number of crops grown in Washington



\$12.8 billion

Market value of crops and livestock (2022)



\$2.068 billion

Dollar value of apples – State's top crop (2022)



89%

of Washington farms are small farms

82% - less than 180 acres
67% - less than 50 acres




164,000

People employed in ag and food industry


**Credit USDA NASS 2017 Census of Agriculture unless specified.*

Washington's Top 10 (2022)



APPLES

\$2.068 billion



MILK

\$1.678 billion



WHEAT

\$1.71 billion




CATTLE

\$1.019 billion



POTATOES

\$942.7 million



HAY

\$882.6 million



EGGS

\$459.9 million




HOPS

\$434.5 million



CHERRIES

\$407.7 million



GRAPES

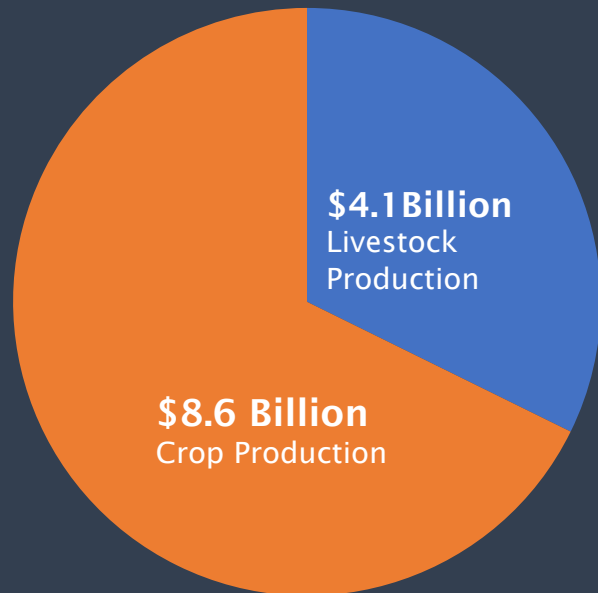
\$394.9 million

Source: USDA National Agricultural Statistics Service, unless otherwise noted. *USDA statistics exclude cannabis.

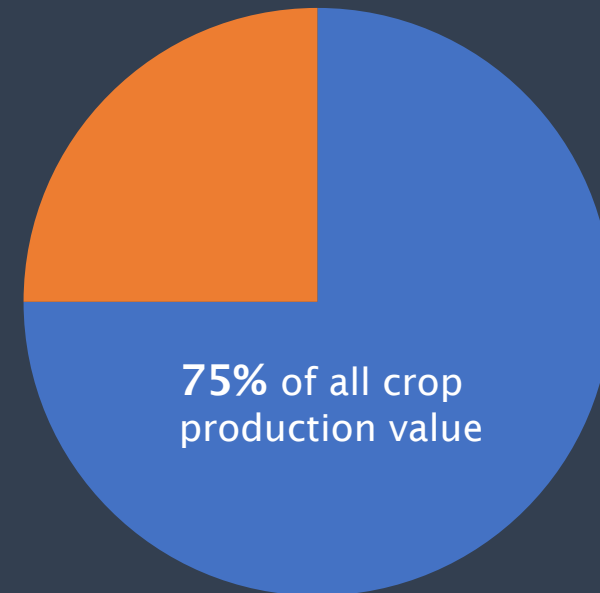
Irrigated Farm Gate Value

- Of Washington's \$8.6 billion crop production value, more than 75% of all crop value is derived from irrigated agriculture.
- Over 86% of irrigated acreage value is derived from specialty crops.

**\$12.8 Billion: Value of Washington's
Agricultural Production**



**\$6.47 Billion+: The value of
irrigated crops**



Washington's Top Export Destinations and Export Products (2021)

Top Export Destinations

Canada	\$1.4 billion
Japan	\$1.2 billion
China	\$994 million
South Korea	\$541 million
Mexico	\$457 million

Top Export Products

Fish and Seafood	\$1.2 billion
Wheat	\$960 million
Frozen French Fries	\$847 million
Apples	\$643 million
Dairy	\$627 million



The State of Agriculture in Washington

Major pressures on the agricultural industry

- Land access and availability
- Increasing input costs
- Labor
- Market infrastructure and support services
- Technical/research support
- Water availability
- Regulations
- Weather/climate
- Pest pressures (Little Cherry disease)



Photo credit: Dr. Andrea Bixby Brosi, WSU

Value of Apple Production Since 2017



Labor Impacts

- Scarce workforce
 - The demand for workers has increased, and the number of workers is decreasing.
- More producers are utilizing the federal H-2A program for a guaranteed workforce.
 - Not an option for small farms due to program expenses and additional regulations.
- Overtime pay
- Outdoor heat exposure rule goes into effect in 2024.

Agricultural Competitiveness

Agricultural Competitiveness Study

- Conducted by WSU IMPACT Center in partnership with WSDA.
- Intends to shed light on challenges producers in Washington are facing and works with partners at every level – state agencies, local commissions, and Legislators – to develop sustainable solutions.

WSDA Agriculture Viability Conference

- Two-day, producer-focused conference located in Central Eastern Washington in March 2024.
- Create collaboration opportunities between producers and processors.
- Update on Competitiveness Study.

2024 Key Decision Packages

- Top priority items
 - Japanese Beetle Eradication
 - Ag Pest & Disease Response Funding Bill
 - Ag Suicide Prevention
 - Growing Diverse Leaders and Creating Education Opportunities in Agriculture



2024 (?) Federal Farm Bill

- One year extension
- Titles
 - Conservation – NRCS Funding (Equip, RCPP, CRP, PL-566)
 - Nutrition – SNAP
 - Research – NIFA Funding (SCRI, AFRI)
 - Trade – MAP, FMD
 - Horticulture – Specialty Crop Block Grants, Farmers Markets



New Federal Assistance Programs

- Resilient Food Systems Infrastructure (RFSI)
 - USDA grants to improve and strengthen food and agricultural supply chain resilience.
 - WSDA will administer the program and act as the lead entity in Washington.
- Local Food Purchasing Assistance Program (LFPA)
- Regional Agricultural Promotion Program (RAPP)

Water

- Canadian Columbia River Treaty
- The Odessa Ground Water Replacement Program
- Yakima Basin Integrated Water Resource Management Plan





Washington
State Department of
Agriculture

QUESTIONS?

CONTACT US



WEB
agr.wa.gov



EMAIL
[dsandison @agr.wa.gov](mailto:dsandison@agr.wa.gov)



TWITTER
[@WSDAgov](https://twitter.com/WSDAgov)



FACEBOOK
facebook.com/WAStateDeptAg



PHONE
360-902-1976



AG BRIEFS BLOG
wastatedeptag.blogspot.com